




COMPOSITE MANHOLE COVERS

STORA-DECK



Workshop manufactured composite manhole covers made of glass fibre reinforced polyester resin supplied with compatible composite or stainless steel frames.


STORA-DECK covers are intended for covering manholes in walking and driving surfaces. They are suitable for specialised applications with high demands for hygiene and chemical resistance.

- Dimensional variability
- Corrosion resistance
- Anti-slip treatment
- Light weight
- High load bearing capacity
- A15 – D400 Classes

www.stora.cz

Stora-Deck SDA

A15 Composite Cover



Class A15		Load Bearing Capacity 1,5 tonnes
---------------------	--	--

Type	Opening Dimensions	Cover Dimensions	Frame Dimensions	Cover Height	Frame Height
Square	A	B	C	D	E
SDA 0500/0500 *	517×517	579×579	593×593	31	38
SDA 0600/0600 *	595×595	655×655	671×671	31	38
SDA 0700/0700	709×709	769×769	785×785	31	38
SDA 0800/0800	823×823	883×883	899×899	31	38
SDA 0900/0900	900×900	960×960	976×976	31	38
SDA 1000/1000	1014×1014	1074×1074	1090×1090	31	38
Rectangular	A	B	C	D	E
SDA 0800/0600 *	823×595	883×655	899×671	31	38
SDA 0900/0600 *	900×595	960×655	976×671	31	38
SDA 1000/0600 *	1014×595	1074×655	1090×671	31	38
SDA 1000/0800	1014×823	1074×883	1090×899	31	38

i The above dimensions are in mm and are informative only. ***** The load bearing capacity of covers marked with an asterisk (*) is 5 tonnes

Stora-Deck SDB

B125 Composite Cover



Class B 125		Load Bearing Capacity 12,5 tonnes
-----------------------	--	---


Type	Opening Dimensions	Cover Dimensions	Frame Dimensions	Cover Height	Frame Height
Square	A	B	C	D	E
SDB 0300/0300	326×326	388×388	402×402	31	38
SDB 0400/0400	402×402	464×464	478×478	31	38
SDB 0500/0500	495×495	579×579	597×597	44	51
SDB 0600/0600	609×609	693×693	711×711	44	51
SDB 0700/0700	723×723	807×807	825×825	44	51
SDB 0800/0800	795×795	921×921	947×947	66	76
SDB 0900/0900	910×910	1036×1036	1062×1062	66	76
SDB 1000/1000	1024×1024	1150×1150	1176×1176	66	76
Rectangular	A	B	C	D	E
SDB 0800/0600	800×609	883×693	902×711	44	51
SDB 0900/0600	914×609	998×693	1016×711	44	51
SDB 1000/0600	1028×609	1112×693	1130×711	44	51
SDB 1000/0800	1024×795	1150×921	1176×947	66	76

i The above dimensions are in mm and are informative only.

Standard types of covers:

SDB 0300/0300 XX **01** - 1x lifting eye, without sealing
I4T - 4x hexagonal screw, with sealing

The delivery of standard type covers includes the lifting hook or the key set.



Stora-Deck SDC C250 Composite Cover



Class
C250


Load Bearing Capacity
25 tonnes

Type	Opening Dimensions	Cover Dimensions	Frame Dimensions	Cover Height	Frame Height
Square	A	B	C	D	E
SDC 0500/0500	527×527	655×655	679×679	66	76
SDC 0600/0600	605×605	731×731	757×757	66	76
SDC 0700/0700	719×719	845×845	871×871	66	76
SDC 0800/0800	835×835	925×925	935×935	79	82
SDC 0900/0900	912×912	1002×1002	1012×1012	79	82
SDC 1000/1000	1026×1026	1116×1116	1126×1126	79	82
Rectangular	A	B	C	D	E
SDC 0800/0600	795×605	921×731	947×757	66	76
SDC 0900/0600	910×605	1036×731	1062×757	66	76
SDC 1000/0600	1024×605	1150×731	1176×757	66	76
SDC 1000/0800	1026×835	1116×925	1126×935	79	82

i The above dimensions are in mm and are informative only.

i The 66mm high frames are made of composite, the 79mm high

Stora-Deck SDD D400 Composite Cover



Class
D400

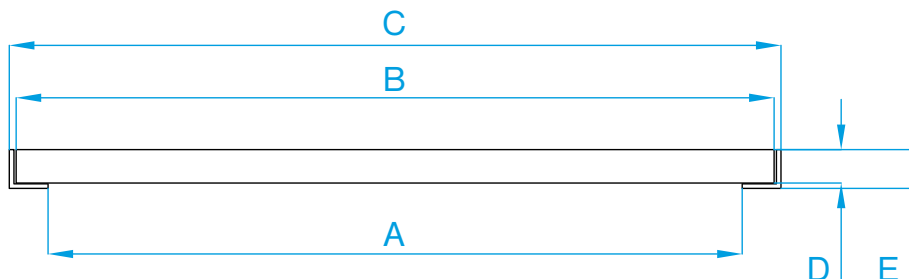
Load Bearing Capacity
40 tonnes

Type	Opening Dimensions	Cover Dimensions	Frame Dimensions	Cover Height	Frame Height
Square	A	B	C	D	E
SDD 0300/0300	298×298	426×426	450×450	66	76
SDD 0400/0400	412×412	540×540	564×564	66	76
SDD 0500/0500	529×529	621×621	629×629	79	82
SDD 0600/0600	607×607	697×697	707×707	79	82
SDD 0700/0700	721×721	811×811	821×821	79	82
Rectangular	A	B	C	D	E
SDD 0800/0600	835×607	925×697	935×707	79	82
SDD 0900/0600	912×607	1002×697	1012×707	79	82
SDD 1000/0600	1026×607	1116×697	1126×707	79	82

i The above dimensions are in mm and are informative only.

i The 66mm high frames are made of composite, the 79mm high frames of stainless steel.

i Stora-Deck SDD covers are not suitable for dynamic drive over on expressways or for roads with extremely heavy load traffic.



STANDARD TYPES AND OPTIONS

SEALING AND INSULATION

- **standard** smelltight and raintight covers **A**
- **optionally** pressure water resistant covers
- **optionally** with thermo-insulation **B**




LOCKING

- **standardně** types with stainless steel hexagonal screws **C**
- **volitelně** with stainless steel safety screws
- **volitelně** with padlock fittings **D**



OPENING

- **standard** opening by lifting hook and eye (SDA and SDB) **E**
- **standard** opening by key (lockable covers with screws)
- **optionally** with grab-handle (fixed or pull-out type) **D H**
- **optionally** with back-side opening (from the manhole)
- **optionally** with stainless steel hinges **F**
- **optionally** with gas struts **G**




VENTILATION

- **optionally** with ventilation head **H**
- **optionally** with perforated surface



COLOURS

- **standard** grey colour
- **optionally** in RAL colours **I**



ATYPICAL DIMENSIONS

- **optionally** with any square or rectangular dimensions
- **optionally** multipart design of covers
- **optionally** with raised frame (so called waterworks design) **H**

DRAINAGE GRATINGS

- **optionally** with any square or rectangular dimensions **J**